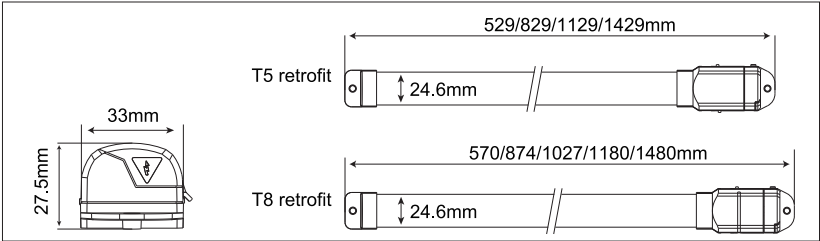
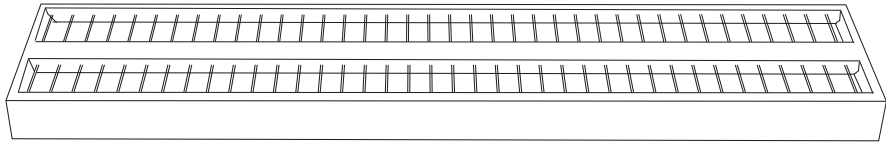
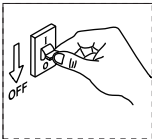


Linear Bar integrated driver

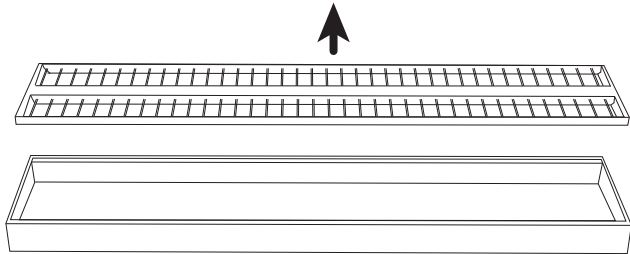


General Safety Information

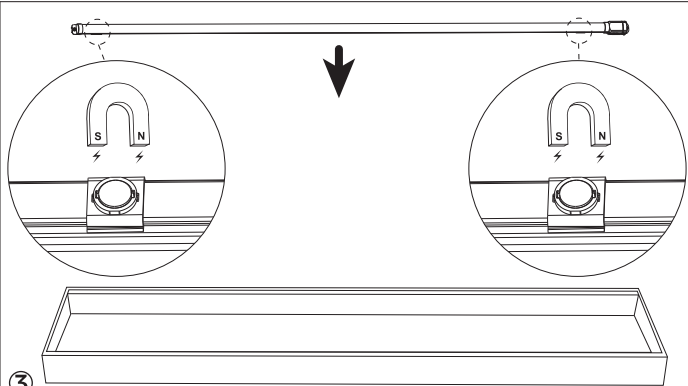
- Installation, commissioning and maintenance only by qualified electrician.
- Never perform any work on the luminaire with voltage applied. Danger to life due to electric shock!
- Electric connection must be appropriate according to all applicable standards and other national and international safety and accident prevention regulations.
- Damaged luminaires must not be operated.
- Observe and retain safety instructions and mounting instructions
- No liability is accepted for damages resulting from improper use.
- Use genuine parts only for repair.



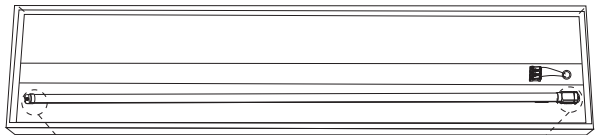
①



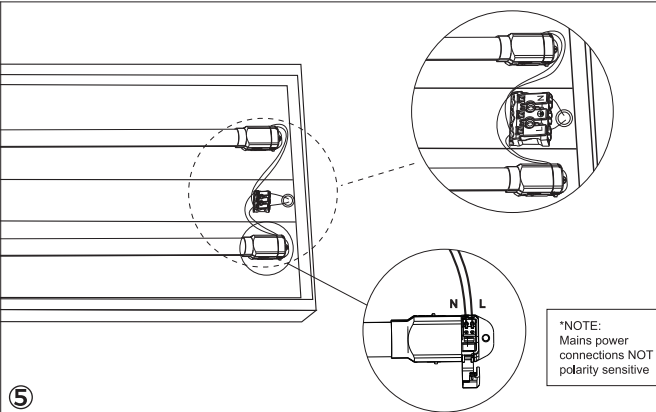
②



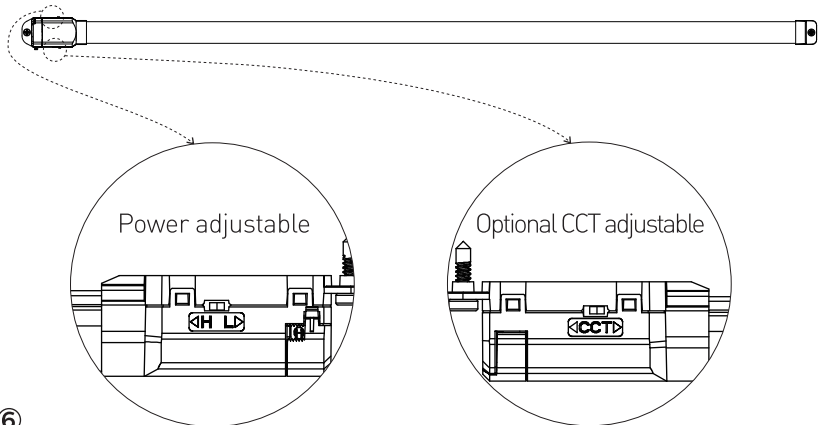
③



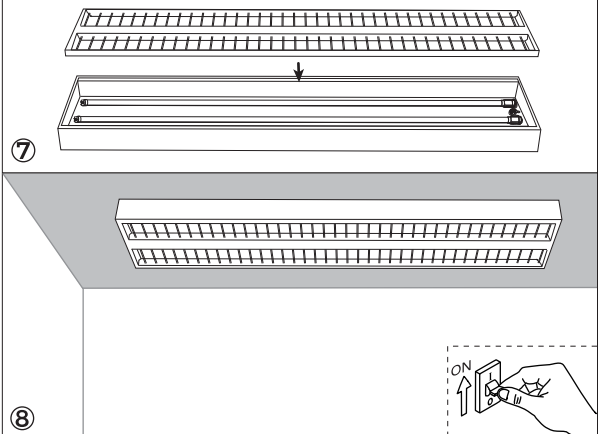
④



⑤

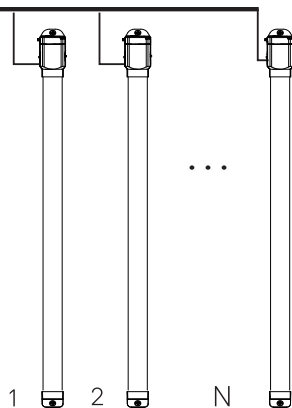


⑥



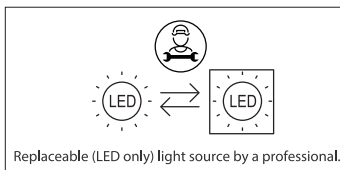
⑧

Circuit breakers

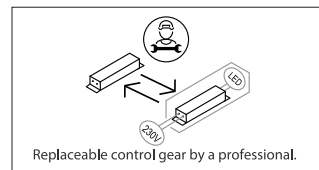


B10	B16	C10	C16
18	28	30	48

CCT	EET
4000/5000K	B
3000/6500K	C



Replaceable (LED only) light source by a professional.



Replaceable control gear by a professional.

This product contains a light source of energy efficiency class /<C>.

Replace method :

1. Open the endcap and take out the module.
2. Pull out the PCB board and replace it with the new one.
3. Screw off the old driver and replace it with the new one.

