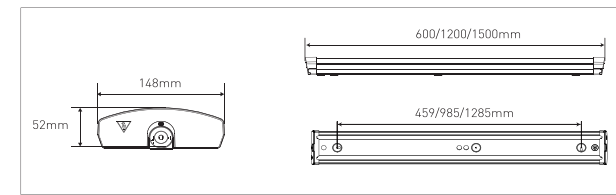


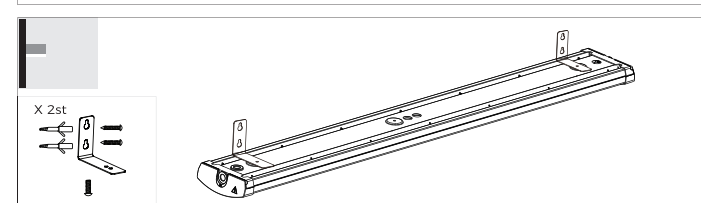
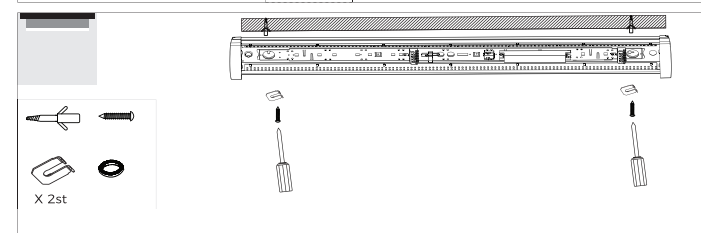
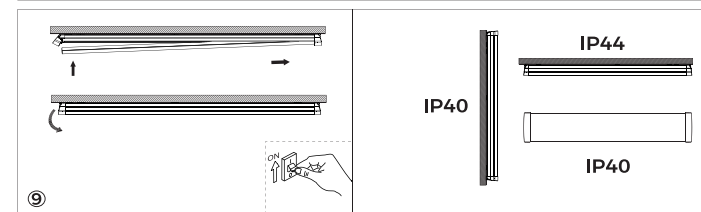
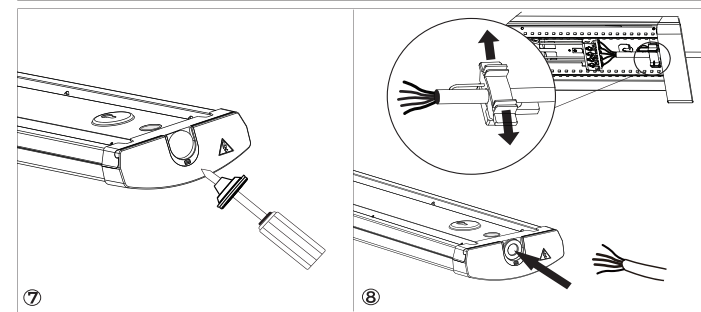
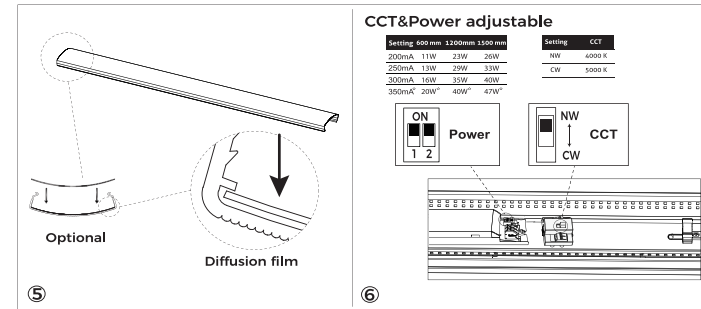
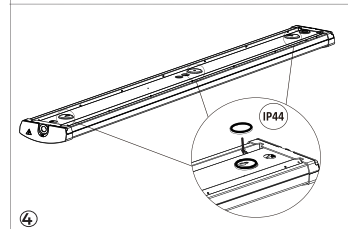
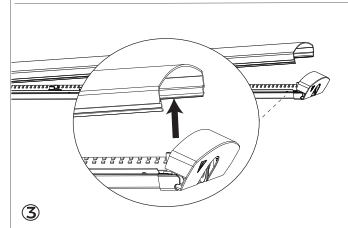
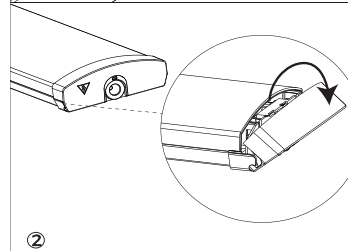
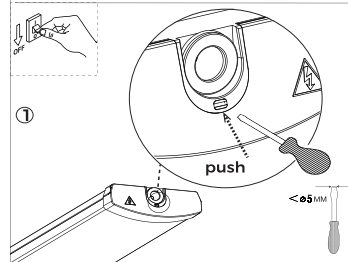
LED Batten Luminaire Manual

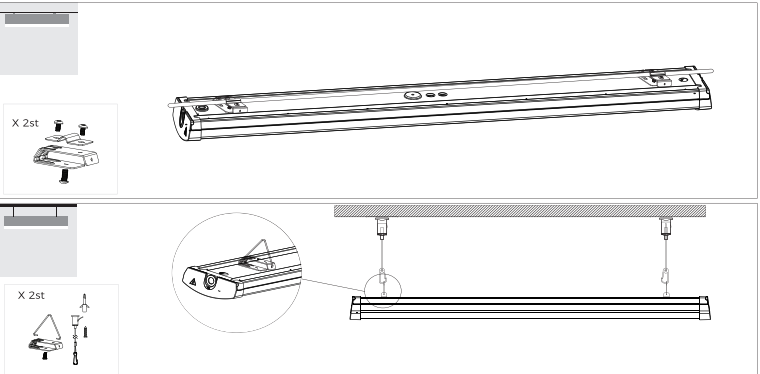
 **IP44 IK07**



General Safety Information

- Installation, commissioning and maintenance only by qualified electrician.
- Never perform any work on the luminaire with voltage applied. Danger to life due to electric shock!
- Electric connection must be appropriate according to all applicable standards and other national and international safety and accident prevention regulations.
- Damaged luminaires must not be operated.
- Observe and retain safety instructions and mounting instructions
- No liability is accepted for damages resulting from improper use.
- Use genuine parts only for repair.





Linkable qty

2x ...nx

Input Voltage	SIZE	NX	NX	NX	NX
230VAC	1.5mm ² wire through	600mm 68(11W)	1200mm 32(23W)	1500mm 28(26W)	1800mm 24(17W)
	2.5mm ² wire through	600mm 109(11W)	1200mm 52(23W)	1500mm 46(26W)	1800mm 41(29W)
		600mm 75(16W)	1200mm 34(35W)	1500mm 30(40W)	1800mm 26(47W)

Dimmable DALI 3 wires

Emergency

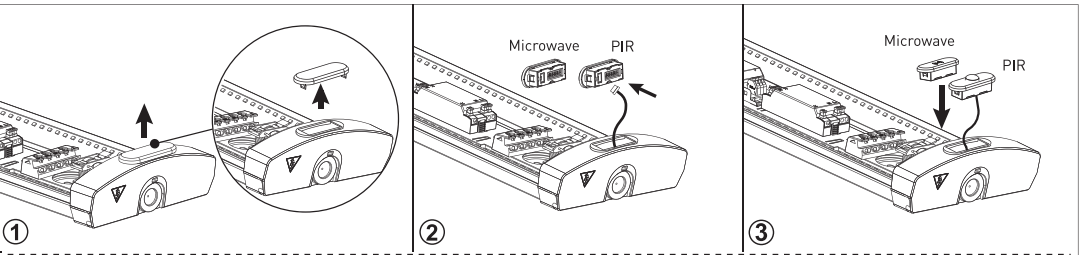
PL for emergency permanent live wire

Circuit breakers

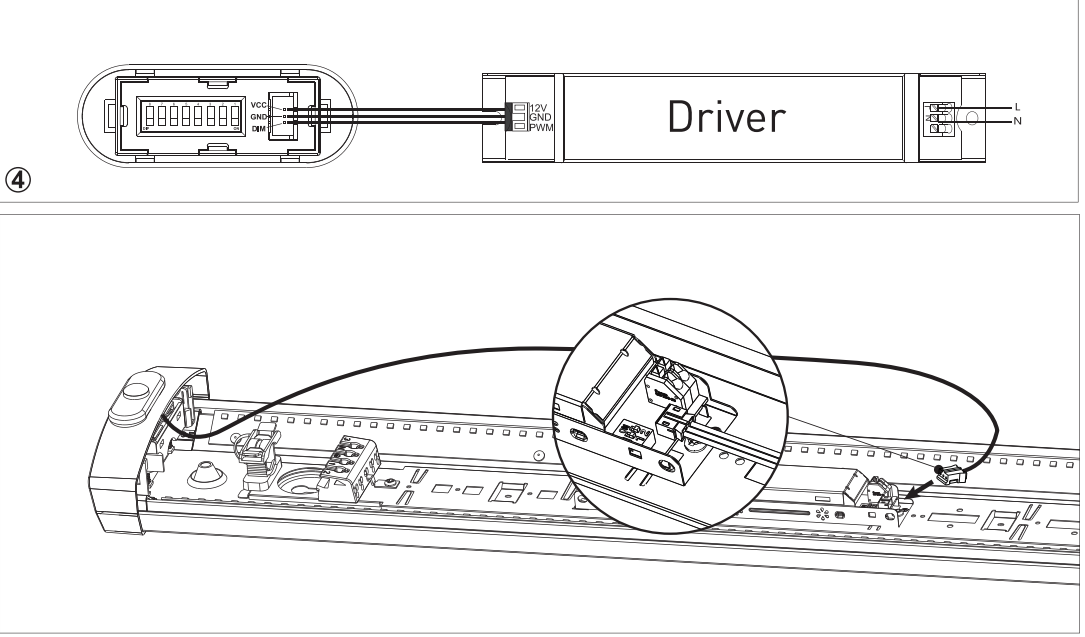
SIZE	B10	B16	C10	C16
600mm	40	46	65	108
1200mm	33	56	38	60
1500mm	20	34	31	50

1 2 3 n

Recessed Sensor wiring-Dim sensor



Wiring diagram



CCT EET

4000/5000K B

Replaceable (LED only) light source by a professional.

Replaceable control gear by a professional.

This product contains a light source of energy efficiency class .(4000K/5000K)

